

SENSA[®]

Treatment chairs
with maximum comfort



LIKAMED[®]

LIKAMED

Focused on design
and quality



We are experts

for therapy and treatment chairs in the medical and cosmetic field. For more than 35 years, our company is successful in the market. Our consequent focusing of our product-quality, comfort and functionality based on the needs of our customers, led into the evolution of a highly specialized company.



Safety is our top priority!

All our products are subject to user-orientated endurance tests with corresponding testing requirements. Moreover, all our medical chairs and beds are tested by the certification organization TÜV Product Service in accordance with the applicable standards. Our products only go into serial production once both instances have confirmed or certified their safety. Our company was the first company to establish guidelines with the TÜV for our products and fields, thus guaranteeing the best possible safety for our customers. It goes without saying that our complete Management System is also certified according to ISO 9001, DIN EN ISO 13485 and ISO 14001.



High specialized processes

All our products are developed, tested, produced and assembled in our house. Our long lasting experience and strict quality check guarantee, that the label "Made by Likamed" always stands for highest quality.



Likamed is certified

Certification Marks for QM Certification and Certified Environmental Management System.



tuv-sud.com/ps-cert



tuv-sud.com/ms-cert



SENSA®

SENSA® – the perfect solution

Our SENSAR model offers a wide range of possibilities, beginning with the cost-effective START up to the PREMIUM model. A perfect combination of modern design and functionality. The hand switch offers the stepless adjustment from the sitting position to the bed- or shock position. Adjustable armrests (rotatable and height adjustable) ensure highest patient comfort during the treatment. The twin swivel casters ensure an easy and flexible movement of the chair. Our wide range of options offers the possibility to configure the chair for your needs. Smooth surfaces save time while cleaning. Maximum comfort for patient and staff.



SENSA®

Functional design and quality for a perfect treatment chair

Upholstery in sandwich construction or visco foam for patient comfort.

Fully flexible armrests for patient comfort and easy cleaning (optional).

Up to 5 powerful motors adjust the chair smoothly to any desired position with an easy-to-operate hand switch.

Connection for equipotential bonding cable

Covered frame with smooth surfaces for quick and easy cleaning.

Time saving central locking casters.

Large twin swivel casters for safe and easy manoeuvrability.



SENSA® Start

Convincing quality

Start A2

2 motors for adjustment of back- and foot part

Start A3

3 motors for adjustment of back-, foot part and height adjustment



Hand switch A3 with buttons for basic settings (sitting, shock position), magnetical locking function



C

US




tuv-sud.com/ps-cert

Features



Armrests rotatable and folding upwards



Upholstery (2- layer foam)

- Grey full foam (foamed) armrests right and left
- Armrests rotatable and folding upwards
- 2 motors for adjustment of back- and foot part (Start A2) 100-240V 50/60Hz
- 3 motors for adjustment of back-, foot part and height adjustment (Start A3) 100-240V 50/60Hz
- Footrest manually adjustable
- Upholstery (2- layer foam)
- Individually locking casters Ø 7.5 cm
- Neck roll in upholstery colour
- EU - power plug

Options



Armrests tiltable



Individually locking casters Ø 10 cm




Individually locking casters with direction locking Ø 10 cm



Upholstery with decorative stitching (2- layer foam)



Upholstery (visco foam) with decorative stitching (2- layer foam)



Relax pillow in upholstery colour



Stepless motorized adjustment from seat-, comfort- to shock-position

SENSA® Base

Functional flexibility

Base A3

3 motors for adjustment of back-, foot- and seat part

Base A4

4 motors for adjustment of back-, foot- and seat part and height adjustment



Hand switch A4 with buttons for basic settings (sitting, shock position), magnetical locking function



C

US




tuv-sud.com/ps-cert

Features



Armrests rotatable and folding upwards



Upholstery (2- layer foam)

- Grey full foam (foamed) armrests right and left
- Armrests rotatable and folding upwards
- 3 motors for adjustment of back-, foot- and seat part (Base A3) 100-240V 50/60Hz
- 4 motors for adjustment of back-, foot- and seat part and height adjustment (Base A4) 100-240V 50/60Hz
- Footrest manually adjustable
- Upholstery (2- layer foam)
- Individually locking casters Ø 7.5 cm
- Neck roll in upholstery colour
- EU - power plug

Options



Armrests tiltable



Individually locking casters Ø 10 cm




Individually locking casters with direction locking Ø 10 cm



Upholstery with decorative stitching (2- layer foam)



Upholstery (visco foam) with decorative stitching (2- layer foam)



Relax pillow in upholstery colour



Stepless motorized adjustment from seat-, comfort- and bed position to shock-position

SENSA® Evolution

The perfect composition
of design and comfort



Evolution A3

3 motors for adjustment of back-, foot- and seat part

Evolution A3 CA

like Evolution A3 plus central locking casters Ø 10 cm
incl. full underframe cover

Evolution A4

4 motors for adjustment of back-, foot- and seat part
and height adjustment

Evolution A4 CA

like Evolution A4 plus central locking casters Ø 10 cm
incl. full underframe cover

Hand switch A4 with buttons for
basic settings (sitting, shock position),
magnetical locking function



tuv-sud.com/ps-cert

Features



Armrests rotatable, folding upwards and tiltable



Upholstery with decorative stitching (2-layer foam)



Individually locking casters Ø 10 cm (Evolution A3/ Evolution A4)



Central locking casters Ø 10 cm incl. full underframe cover (Evolution A3 CA/ Evolution A4 CA)

- Grey full foam (foamed) armrests right and left
- Armrests rotatable and folding upwards
- Armrests tiltable
- 3 motors for adjustment of back-, foot- and seat part (Evolution A3/ Evolution A3 CA) 100-240V 50/60Hz
- 4 motors for adjustment of back-, foot- and seat part and height adjustment (Evolution A4/ Evolution A4 CA) 100-240V 50/60Hz

- Footrest manually adjustable
- Upholstery with decorative stitching (2-layer foam)
- Relax pillow in upholstery colour
- EU - power plug


Options



Footrest incl. length compensation*



Footrest adjustable electrically*



Upholstery (visco foam) with decorative stitching (2-layer foam)



Armrests height adjustable*



Neck roll in upholstery colour



Individually locking casters with direction locking Ø 10 cm (Evolution A3/ Evolution A4)



Central locking casters with direction locking Ø 12.5 cm incl. full underframe cover



Stepless motorized adjustment from seat-, comfort- and bed position to shock-position

*Only available for new orders.

SENSA® Premium

The top-of-the-line model,
which fulfills every wish

Premium A5

5 motors for adjustment of back-, foot- and seat part,
height adjustment and footrest



Hand switch A5 with buttons for
basic settings (sitting, shock position),
magnetical locking function



C US



tuv-sud.com/ps-cert


Features



Footrest adjustable electrically



Footrest incl. length compensation



Upholstery (visco foam) with decorative stitching (2- layer foam)



Central locking casters Ø 10 cm incl. full under-
frame cover



Armrests rotatable, folding upwards and tiltable

- Grey full foam (foamed) armrests right and left
- Armrests rotatable and folding upwards
- Armrests tiltable
- 5 motors for adjustment of back-, foot- and seat part, height adjustment and footrest (100-240V 50/60Hz)
- Footrest incl. length compensation

- Upholstery (visco foam) with decorative stitching (2- layer foam)
- Central locking casters Ø 10 cm incl. full underframe cover
- Relax pillow in upholstery colour
- EU - power plug

Options



Armrests height adjustable*



Neck roll in upholstery colour



Central locking casters with direction locking
Ø 12.5 cm incl. full underframe cover



Stepless motorized adjustment from seat-, comfort- and bed position to shock-position

OPTIONS

Selection of possible options. Further options can be found on page 18.



Options

for your SENSE[®]
treatment chairs

Push handle rotatable

Jersey stretch cover

Wedge-shaped foam armrests
and transparent, cleanable
protective cover

Transparent, cleanable
protective cover

Scale for SENSE[®] Evolution A4
and SENSE[®] Premium A5



Scale

as an option for
SENSA® Evolution A4
and SENSA® Premium A5



CE 0123

tuv-sud.com/ps-cert

SENSA® with integrated scale

Scale as an option for SENSA® is specifically developed for the requirements of dialysis and could be a useful extension for your future SENSA® treatment chair.

Features



Terminal with backlight LCD display



Integrated circular level



Individually locking casters Ø 10 cm incl. full underframe cover

■ Integrated scale

- Calibrated and as option certified calibrated
- 4 double bending beam load cell with strain gauge application (load cells C3)
- Weighing range 0 – 200 kg (resolution 100 g)

■ Integrated circular level in the lower frame to display the inclined plane

■ Classification according to Medical Device Directive: Im (one with measuring function)

■ TÜV SÜD certified

■ Cable interface for EDP (option)

■ Cable interface for printer (option)

■ Terminal

- Right and left rotatable
- Included special dialysis function key
- Backlight LCD display
- Digit height 16 mm

Technical data	SENSA® with integrated scale
Terminal	Backlight LCD display
Digit height	16 mm
Classification according to	
Medical Device Directive	Im (one with measuring function)
Load cells	double bending beam load cell with strain gauge application
Accuracy class	C3
Weighing range	0–200 kg
Resolution	100 g
Calibration	■
Certified calibration	□
TÜV SÜD certified	■
CE marking according to	
Medical Device Directive	■
Casters individually locking	Ø 10 cm
Total length (max.) x width (max.)	227.0 cm x 114.2 cm

■ = standard □ = option

Further Options for SENSE® chairs



Wedge-shaped foam armrests right and left



Low wedge-shaped foam armrests right and left



Push handle fixed*



Push handle rotatable*



Infusion rod holder right and left rotatable*



Infusion rod incl. bottle holder



LED reading lamp for SENSE*



Paper roll holder



Jersey stretch cover (washable) for upholstery, neck roll, relax pillow and armrests



Transparent, cleanable protective cover for: foot part, shortened foot part, footrest and armrests



Footrest board removable for footrest (manually and electrically adjustable)



Grey hand switch holder of imitation leather with velcro for full foam (foamed) armrest



Lumbar support

- Chair without footrest
- Upholstery with a shorter back- and foot part padding (2- layer foam)
- Upholstery with decorative stitching and robust seating area (2- layer foam)
- Upholstery without decorative stitching at seat part, with special soft seatpart
- Extension adapter for LED reading lamps (only available in conjunction with LED reading lamp)
- Special colours for upholstery, neck roll, relax pillow, applications, lumbar support and wedge-shaped armrests
- Other power plug on request*
- Battery*

Upholstery colours

Standard colours



Light Grey




Pastel Blue

Additional colours



White



Cream



Stone



Saffron



Lemon



Orange



Raspberry



Red



Sapphire



Azure



Kiwi



Lime



Chestnut




Black

Additional colours for applications, neck roll, relax pillow, lumbar support, all wedge-shaped armrests and stool HKL 1



White



Cream



Pearl




Stone



Sand



Saffron



Corn



Lemonade



Lemon



Mandarin



Orange



Rosewood



Heath



Cyclame




Raspberry



Red




Cherry



Mint



Turquoise




Agave




Kiwi



Lime



Amazonas



Petrol




Violet



Orchid




Mélange



Terra



Nut



Chestnut



Light Blue



Azure



Bleu



Baltic



Sapphire



Atoll



Royal



Marine



Chrome



Slate



Anthracite




















Black

On neck roll and relax pillow the strap colour matches the colour of the upholstery.

Technical Specifications



Technical data	Start A2	Start A3	Base A3	Base A4
Armrests length x width	60.5 cm x 13.5 cm		60.5 cm x 13.5 cm	
Upholstery length x width x height	219 cm x 60 cm x 9 cm		219 cm (SV: 188 cm) x 60 cm x 9 cm	
Total length (max.) x width	227 cm x 87 cm		227 cm (SV: 205 cm) x 87 cm	
Seating height	60 cm	56 cm to 78 cm	57 cm	53 cm to 75 cm
Angle of inclination				
back-/ seat-/ foot part	0° to 62°/ 12° fixed/ -15° to 12°		0° to 72°/ 0° to 25°/ -25° to 2°	
in shock position (back section horizontal)	14°		27°	
Upholstery material	UV-proof, impermeable to moisture, checked for biocompatibility and toxicity, flame retardant			
Colour covers and metal frame	Light Grey RAL 7047		Light Grey RAL 7047	
Colour upholstery	refer to the colour chart		refer to the colour chart	
Colour footrest and armrest	Grey		Grey	
Casters				
Diameter	7.5 cm		7.5 cm	
Individually locking				
Central locking	-		-	
Motorised adjustment of				
Back part				
Seat part	-	-		
Foot part				
Height adjustment	-		-	
Footrest	-	-	-	-
Battery	-			
Equipotential bonding				
Power rating, primary	100-240 V AC, 50/ 60 Hz		100-240 V AC, 50/ 60 Hz	
Power rating, secondary	29 V		29 V	
Fuses	Internal		Internal	
Protection type hand control unit	IP 66		IP 66	
Protection class/ type controller	II/ IP X4		II/ IP X4	
Duty cycle	2 min. ON/ 18 mins. OFF or 10 % with max. 5 switching cycles per min			
Consumption in standby	approx. 1 W		approx. 1 W	
El. equipment/ EMC	DIN EN 60601-1, 60601-1-2		DIN EN 60601-1, 60601-1-2	
Spiral power cable	2.0 m to 3.5 m		2.0 m to 3.5 m	
Permitted air pressure	800 to 1060 hPA		800 to 1060 hPA	
Ambient temperature	10° to 40° C		10° to 40° C	
Emission sound pressure level	< 65 dB(A)		< 65 dB(A)	
Medical device class	I		I	
Applied parts type	B		B	
Safe working load	200 kg		200 kg	
Weight (without options)	85 kg		85 kg	
Guarantee	2 years		2 years	

■ = standard □ = option SV = Short Version (compact model with short upholstery)



Evolution A3	Evolution A4	Evolution A3 CA	Evolution A4 CA	Premium A5
60.5 cm x 13.5 cm		60.5 cm x 13.5 cm		60.5 cm x 13.5 cm
219 cm (SV: 188 cm) x 60 cm x 9 cm		219 cm (SV: 188 cm) x 60 cm x 9 cm		219 cm x 60 cm x 9 cm
227 cm (SV: 205 cm) x 87 cm		227 cm (SV: 205 cm) x 87 cm		227 cm x 87 cm
60 cm	56 cm to 78 cm	60 cm	56 cm to 78 cm	56 cm to 78 cm
0° to 72°/ 0° to 25°/ -25° to 2°		0° to 72°/ 0° to 25°/ -25° to 2°		0° to 72°/ 0° to 25°/ -25° to 2°
27°		27°		27°
UV-proof, impermeable to moisture, checked for biocompatibility and toxicity, flame retardant				
Light Grey RAL 7047		Light Grey RAL 7047		Light Grey RAL 7047
refer to the colour chart		refer to the colour chart		refer to the colour chart
Grey		Grey		Grey
10 cm		10 cm		10 cm
■		-		-
-		■		■
■	■	■	■	■
■	■	■	■	■
-	■	-	■	■
□	□	□	□	■
□		□		□
■		■		■
100-240 V AC, 50/ 60 Hz		100-240 V AC, 50/ 60 Hz		100-240 V AC, 50/ 60 Hz
29 V		29 V		29 V
Internal		Internal		Internal
IP 66		IP 66		IP 66
II/ IP X4		II/ IP X4		II/ IP X4
2 min. ON/ 18 mins. OFF or 10 % with max. 5 switching cycles per min				
approx. 1 W		approx. 1 W		approx. 1 W
DIN EN 60601-1, 60601-1-2		DIN EN 60601-1, 60601-1-2		DIN EN 60601-1, 60601-1-2
2.0 m to 3.5 m		2.0 m to 3.5 m		2.0 m to 3.5 m
800 to 1060 hPa		800 to 1060 hPa		800 to 1060 hPa
10° to 40° C		10° to 40° C		10° to 40° C
< 65 dB(A)		< 65 dB(A)		< 65 dB(A)
I		I		I
B		B		B
200 kg		200 kg		200 kg
89 kg		93 kg		100 kg
2 years		2 years		2 years

DT 1 and ST 1

Side tables



Side table DT 1, tiltable tray incl. storage box



Side table ST 1, fixed tray incl. storage box

Features

- Single-handed, spring supported height adjustment
- Removable tabletop with finger-hollow
- Tilttable tray (only model DT 1)
- Detachable plastic storage box
- Holder, e.g. for bags
- Strong metal frame construction
- Plastic-coated subframe with excellent durability, protection against corrosion and abrasion.

Options



Holder for monitor etc., Ø 16 mm incl. clamping screw (DT 1 and ST 1)*



Holder for monitor etc., Ø 16 mm incl. clamping screw (only ST 1)*



Lid for storage box, dark grey



Container/ bottle holder

Model	DT 1 and ST 1
Height	84–98 cm (adjustable)
Area required	42 x 66 cm
Casters	Ø 5 cm
Storage box:	1
Capacity	6 l
Dimensions	appr. 17 x 27 x 15 cm
Colour	Light Grey RAL 7047
Tray:	2
Size	40 x 53 cm (removable)
Small, trapezoidal	40/ 30 x 18 cm (fixed)
Colour	Light Grey RAL 7047
Colour of frame	Light Grey RAL 7047
Maximum load	25 kg
Weight	17 kg

HKL 1 and HVS 1

Universal stools

Features

- Base with easy ring control
- Continuous height adjustment via gas spring
- Mobile "soft brake" with wheels for "hard" floors (for example laminate, parquet)

Options

- Special colour for seat part HKL 1



Universal stool HKL 1 with foamed seat part covered with imitation leather



Universal stool HVS 1 with grey full foam (foamed) seat part

Model	HKL 1 and HVS 1
Height	53–71 cm (adjustable)
Area required	56 x 56 cm
Casters	Ø 5 cm
Seatpart	Ø 38 cm (shore 15° A)
Weight	7 kg



Likamed GmbH · Raußmühlstraße 7 · 75031 Eppingen · Germany
Phone: +49 7262 9189-0 · Fax: +49 7262 9189-900
info@likamed.de · www.likamed.de